

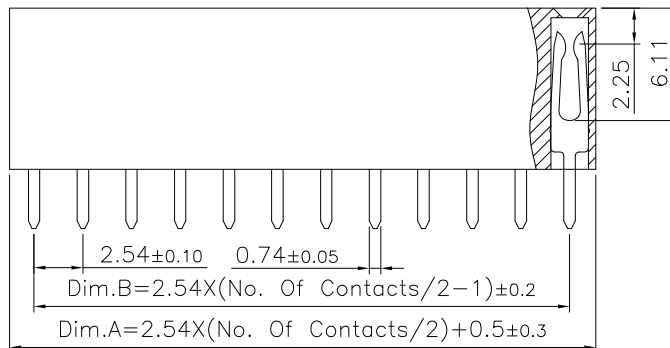
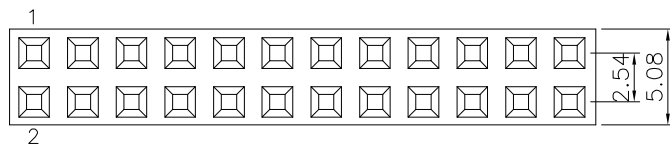
1

2

3

4

5

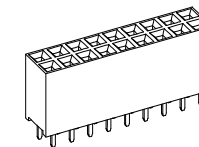


Dimension :

Poles	DIM:(mm)		Poles	DIM:(mm)		Poles	DIM:(mm)		Poles	DIM:(mm)	
	A	B		A	B		A	B		A	B
4	5.58	2.54	24	30.98	27.94	44	56.38	53.34	64	81.78	78.74
6	8.12	5.08	26	33.52	30.48	46	58.92	55.88	66	84.32	81.28
8	10.66	7.62	28	36.06	33.02	48	61.46	58.42	68	86.86	83.82
10	13.20	10.16	30	38.60	35.56	50	64.00	60.96	70	89.40	86.36
12	15.74	12.70	32	41.14	38.10	52	66.54	63.50	72	91.94	88.90
14	18.28	15.24	34	43.68	40.64	54	69.08	66.04	74	94.48	91.44
16	20.82	17.78	36	46.22	43.18	56	71.62	68.58	76	97.02	93.98
18	23.36	20.32	38	48.76	45.72	58	74.16	71.12	78	99.56	96.52
20	25.90	22.86	40	51.30	48.26	60	76.70	73.66	80	102.1	99.06
22	28.44	25.40	42	53.84	50.80	62	79.24	76.20			

Specifications:

Current rating: 3.0A AC, DC
 Voltage rating: 250V AC, DC
 Contact resistance: 20m ohm max.
 Insulation resistance: 1,000M ohm min.
 Withstanding voltage: 600V AC/minute
 Operating Temperature range: -40°C to +105°C

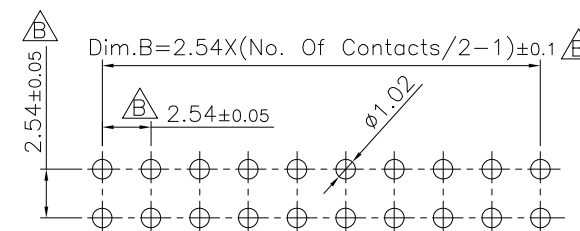
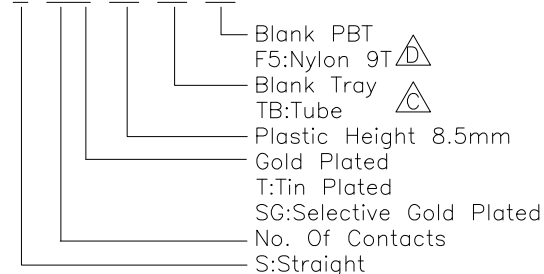


Material:

Insulator:PBT or Nylon 9T(UL94V-0)
 Standard Color:Black
 Terminal: Copper Alloy
 Finish:Gold or Tin or Selective Gold Plated

How To Order

2214S-XXX-85-XX-XX



P.C.B Layout

RoHS Compliant

F			
E			
D	12-APR-2023	Add F5 Option	Lisy Liu
C	05-JUL-2022	Add Tube Option	Lisy Liu
B	21-JAN-2020	modify Dim.	Jamie Wang
A	27-APR-2016	(P0001)(PC0621)	Blake Huang
REV	DATE	FILE	BY

DRAWN:
Blake Huang
CHECKED:
Jerry Chen
APPROVAL:
Mike Wu

GENERAL TOLERANCE:
.X=±0.20
.XX=±0.15

UNIT: MM
SCALE:
SHEET: 1/1
PROJECTION:



Neltron Industrial Co., Ltd.

DESCRIPTION:
2.54mm PCB Socket Double Row Straight

PART NO:
2214S-XXX-85-XX-XX

SIZE

A4