



# HRS4 Relay



No.1063016



E164730



CQC02001001299



50062840



## 1.COIL DATA

1-1.Nominal Voltage	3,5,6,9,12,24,48VDC
1-2.Coil Resistance	Refer to Coil Data Chart
1-3.Operate Voltage	Refer to Coil Data Chart
1-4.Release Voltage	Refer to Coil Data Chart
1-5.Nominal Power	360mW、450mW

## 2.CONTACT DATA

2-1.Contact Form	A-1 Form A,C-1 Form C
2-2.Contact Material	Ag Alloy
2-3.Contact Rating	1A:15A125VAC/24VDC, 10A 250VAC 1C:10A 120VC/24VDC,10A/ 6A 250VAC
2-4.Max.Switching Voltage	TV-5 250VAC/24VDC
2-5.Max.Switching Current	15A
2-6.Max.Switching Power	1,800VA,360W
2-7.Min.Switching Load	5VDC,100mA
2-8.Contact Resistance	Max 100mΩ (6VDC 1A)
2-9.Life	
Electrical	100,000次
Mechanical	10,000,000 次

## 3.GENERAL DATA

3-1.Insulation Resistance	Min.1000M Ω 500VDC
3-2.Dielectric Strength	750VAC,1 Min between open contacts 1,500VAC,1 min between coil and contacts
3-4.Operate Time	Max.10ms
3-5.Release Time	Max.5ms
3-6.Operate Temperature	-30 ~ +85℃
3-7.Shock Resistance	
Endurance	1,000m/s <sup>2</sup>
Misoperation	100m/s <sup>2</sup>
3-8.Vibration Resistance	
Endurance	10~ 55Hz,1.5mm double amplitude
Misoperation	10 ~ 55Hz,1.5mm double amplitude
3-9.Humidity	35% ~ 95%RH,+40℃
3-10.Weight	Approximately 10g
3-11.Safety	UL NO.E164730 TUV NO.50062840 CSA NO.1063016 CQC NO.02001001299


# HRS4 Relay

SP  
No.1063016

UL  
E164730

CQC  
CQC02001001299

50062840



## 4. ORDER CODE

HRS4 H - S - DC5V - A

CONTACT FORM

A- 1 Form A

C- 1 Form C

COIL VOLTAGE

DC3V,DC5V,DC6V,DC9V,DC12V,DC24V,DC48V

ENCLOSURE

S - Plastic Sealed Type

COIL POWER

H-High Sensitivity 360mW

NIL-Standard 450mW

RELAY MODEL

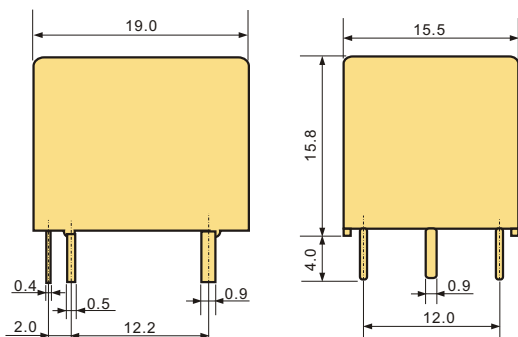
## 5. COIL DATA CHART

20°C

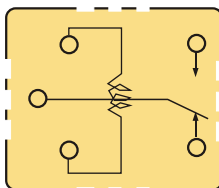
Model	Nominal Voltage VDC	Coil Resistance $\Omega$ +/-10%	Operate Voltage $\leq$ VDC	Release Voltage $\geq$ VDC	Coil Power mW
HRS4-(S)-DC3V	3	20	2.10	0.30	450
HRS4-(S)-DC5V	5	55	3.50	0.50	
HRS4-(S)-DC6V	6	80	4.20	0.60	
HRS4-(S)-DC9V	9	180	6.30	0.90	
HRS4-(S)-DC12V	12	320	8.40	1.20	
HRS4-(S)-DC24V	24	1280	16.8	2.40	
HRS4-(S)-DC48V	48	5120	33.6	4.80	
HRS4H-(S)-DC3V	3	25	2.10	0.30	360
HRS4H-(S)-DC5V	5	70	3.50	0.50	
HRS4H-(S)-DC6V	6	100	4.20	0.60	
HRS4H-(S)-DC9V	9	225	6.30	0.90	
HRS4H-(S)-DC12V	12	400	8.40	1.20	
HRS4H-(S)-DC24V	24	1600	16.8	2.40	
HRS4H-(S)-DC48V	48	6400	33.6	4.80	

## 6. DIMENSIONS ( mm )

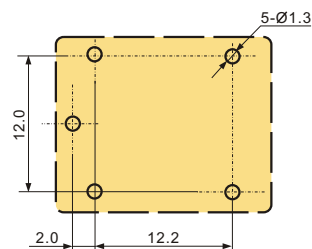
Dimensions



Wiring Diagrams

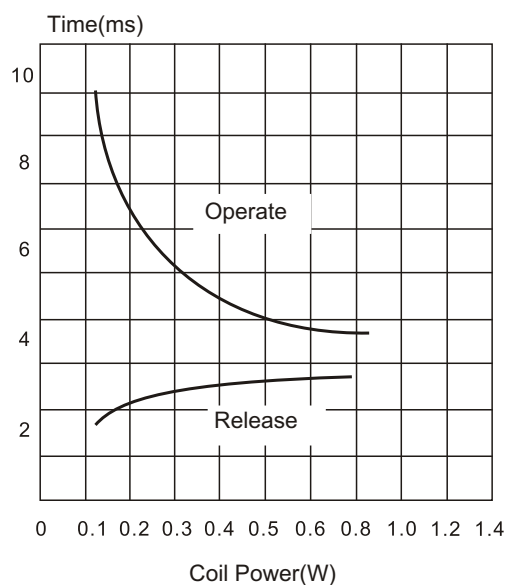


Mounting Hole Layout

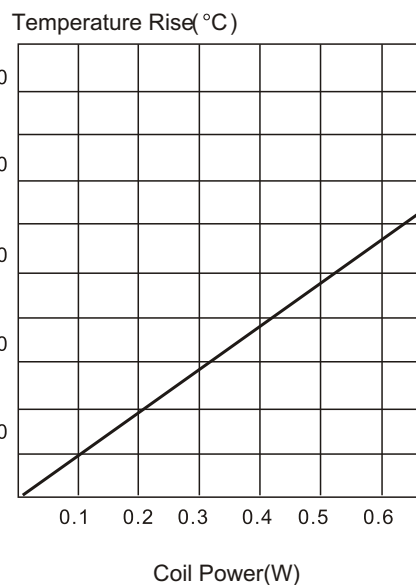


7.HRS4 CHARACTERISTIC CHART DATA

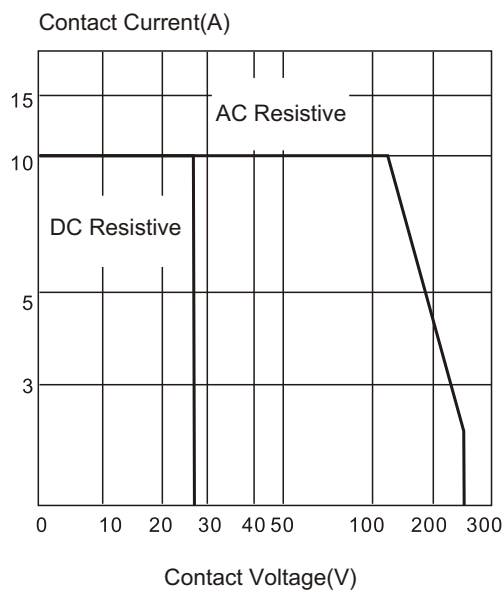
Timing



Coil Temperature Rise



Max.Switching Power



Life Curves

