

**Reference Standard**

UL1414  
 EN60384-14  
 GB/T14472-1998  
 IEC60384-14

**Structures**

Material: Polypropylene film  
 Electrode: Metallized Vacuum Evaporated Layer  
 (With complexing jumbo-size Zinc and Aluminum)  
 Case: PBT Fire-proof plastic box  
 Encapsulation: Fire-proof Epoxy Resin  
 Pin: CP leads or PVC Electronic Tread






**Using area**

Across-the-line, Antenna-coupling  
 and Line-bypass etc.

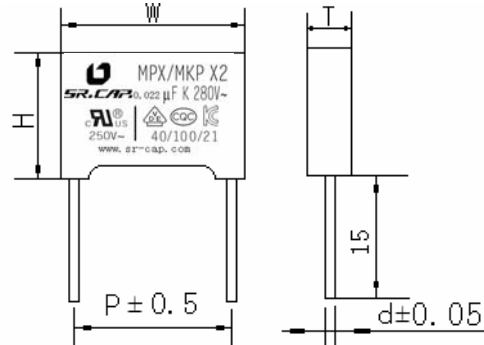
**Features:**

Small Size with good  
 self-healing effect .Have strong  
 moisture resistance and well  
 proof voltage.

**Security Certifications**

Mark	Profile No.
	E246678 UL1414 E314875 UL1283
	40008924
	CQC06001018191
	SU03022-6001A SU03002-6002A SU03022-6003A SU03022-7001 SU03022-7002
	40008924

**Outline Drawing**

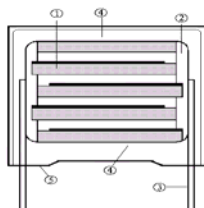


Pitch mm	10	15	22.5	27.5	31.5	41.5
The Diameter of the Pin mm	0.6	0.6/0.8	0.8	0.8	0.8	1.0
PVC Flexible Tread	22#	22#	20#; 18#			

**Specifications**

Climate Conditions	-40--+100℃						
Rated Voltage	250VAC/280VAC						
Cap. Range	0.0022μF--4.7μF						
Cap. Tolerance	(±5%); (±10%)						
DC Testing Voltage	Between Terminals : 4.3UR/2000VDC 2S Between terminal and case: 2000VAC 2S						
Insulation Resistance and Time Consistence	≤0.3μF		≥30000MΩ				
	≥0.3μF		≥10000S (MΩ.μF)				
Dissipation Factor	<1.0μF		0.0015 10KHz		20℃		
	≥1.0μF		≤0.0010 1 KHz				
Climate Category	Temperature :	40±2℃					
	Humidity :	93%RH					
	Lasting Time :	21Days					
		There is no visible damage with the clearly mark. Capacitance: ΔC/C≤5% Dissipation Factor (1KHz): Increasing≤0.002 IR: ≥50% of Rated					
Endurance Test	+100℃, 1000h						
	Applying Voltage:1.25UR, Applying 1000V per hour , lasting 0.1s Capacitance: ΔC/C≤10% IR: ≥50% of Rated						
dv/dt (v/μs)	Pitch	10	15	22.5	27.5	31.5	41.5
	dv/dt	400	200	150	100	100	100

**Structures**



**Explanation:**

- ①Metallized Polypropylene Film
- ②Mental Spring Layer
- ③CP leads Or Flexible Thread
- ④Epoxy Resin
- ⑤Fire-proof plastic Case
- ⑥ROHS Compliant

## MKP /MPX (X2) Dimension Lists

Cap.	Part No.	Dimensions (mm)			Pitch (mm)
		W±1.0	T ±1.0	H±1.0	
250VAC/280VAC					
222	MP2222K3C2G0	13	5	11	10
272	MP2272K3C2G0	13	5	11	10
332	MP2332K3C2G0	13	5	11	10
392	MP2392K3C2G0	13	5	11	10
472	MP2472K3C2G0	13	5	11	10
562	MP2562K3C2G0	13	5	11	10
682	MP2682K3C2G0	13	5	11	10
822	MP2822K3C2G0	13	5	11	10
103	MP2103K3C2G0	13	5	11	10
123	MP2123K3C2G0	13	5	11	10
153	MP2153K3C2G0	13	5	11	10
183	MP2183K3C2G0	13	5	11	10
223	MP2223K3C2G0	13	5	11	10
223	MP2223K3D1G0	18	5	11	15
273	MP2273K3C2G0	13	5	11	10
273	MP2273K3D1G0	18	5	11	15
333	MP2333K3C2G0	13	5	11	10
333	MP2333K3D1G0	18	5	11	15
393	MP2393K3C3G0	13	6	12	10
393	MP2393K3D1G0	18	5	11	15
473	MP2473K3C3G0	13	6	12	10
473	MP2473K3D1G0	18	5	11	15
563	MP2563K3C3G0	13	6	12	10
563	MP2563K3D1G0	18	5	11	15
683	MP2683K3C3G0	13	6	12	10
683	MP2683K3D1G0	18	5	11	15
823	MP2823K3C3G0	13	6	12	10
823	MP2823K3D1G0	18	5	11	15
104	MP2104K3C3G0	13	6	12	10
104	MP2104K3D2G0	18	6	12	15
124	MP2124K3D2G0	18	6	12	15
154	MP2154K3D3G0	18	7.5	13.5	15
154	MP2154K3E1G0	26.5	6	15	22.5
184	MP2184K3D3G0	18	7.5	13.5	15
184	MP2184K3E1G0	26.5	6	15	22.5
224	MP2224K3D4G0	18	8.4	14.5	15
224	MP2224K3E2G0	26.5	7	16.5	22.5
274	MP2274K3D4G0	18	8.4	14.5	15
274	MP2274K3E2G0	26.5	7	16.5	22.5
334	MP2334K3D4G0	18	8.4	14.5	15
334	MP2334K3E3G0	26.5	8.5	17	22.5
394	MP2394K3D5G0	18	9.5	15.5	15
394	MP2394K3E4G0	26.5	10	19	22.5
474	MP2474K3DAG0	18	10	15.8	15
474	MP2474K3E4G0	26.5	10	19	22.5
564	MP2564K3D7G0	18	10.8	19	15
564	MP2564K3E5G0	26	11	20	22.5
564	MP2564K3F1G0	31.5	10.8	19.5	27.5
684	MP2684K3E6G0	26	12	21.5	22.5
684	MP2684K3F1G0	31.5	10.8	19.5	27.5
824	MP2824K3E6G0	26	12	21.5	22.5
824	MP2824K3F1G0	31.5	10.8	19.5	27.5
105	MP2105K3E6G0	26	12	21.5	22.5
105	MP2105K3F2G0	31.5	13	21.5	27.5
125	MP2125K3F3G0	31	14	25	27.5
125	MP2125K3TBG0	38	14	23	31.5
155	MP2155K3F2G0	31	13	21.5	27.5
155	MP2155K3F4G0	32	16	25.5	27.5
185	MP2185K3F7G0	32	18	26	27.5
185	MP2185K3TAG0	38	18	28	31.5
205	MP2205K3F7G0	32	18	26	27.5
205	MP2205K3TAG0	38	18	28	31.5
225	MP2225K3F7G0	32	18	26	27.5
225	MP2225K3TDG0	38	20	30	31.5
255	MP2255K3F8G0	32	22	31	27.5
255	MP2255K3TDG0	38	20	30	31.5
275	MP2275K3F8G0	32	22	31	27.5
305	MP2305K3TCG0	38.8	21.7	31.3	31.5
335	MP2335K3TCG0	38.8	21.7	31.3	31.5
405	MP2405K3TEG0	48	22	32	41.5
475	MP2475K3TEG0	48	22	32	41.5