
**特点 Features:**

- 高灵敏度：线圈功率200mW  
High Sensitivity: 200mW coil power.
- 线圈与触点浪涌电压6KV  
6KV surge voltage between coil and contact.
- 可提供符合 IEC 60335-1 要求的产品  
Product comply with IEC 60335-1 available.

**触点参数 CONTACT DATA**

型号	Model	YX201	YX201H
触点形式	Contact Arrangement	1A, 1C	1A, 1C
接触电阻	Contact Resistance	100mΩ Max.	100mΩ Max.
触点材料	Contact Material	银合金 Silver Alloy	银合金 Silver Alloy
额定负载(阻性)	Contact Rating ( Res.Load )	5A 250VAC	10A 250VAC
最大切换电流	Max. Switching Current	5A	10A
最大切换电压	Max. Switching Voltage	250VAC	250VAC
最大切换功率	Max. Switching Power	2500VA	2500VA
机械寿命	Mechanical endurance	1x10 <sup>7</sup> 次 OPS	1x10 <sup>7</sup> 次 OPS
电气寿命	Electrical endurance	1x10 <sup>5</sup> 次 OPS	1x10 <sup>5</sup> 次 OPS

**性能参数 CHARACTERISTICS**

吸合时间(额定电压下)	Operate Time ( at nomi.volt. )	10ms Max.
释放时间(不带二极管)	Release Time ( without diode )	5ms Max.
绝缘电阻	Insulation Resistance	1000MΩ Min.( 500VDC )
介质耐压	Dielectric Strength	触点与触点间 Between Open Contacts : 1,000VAC, 50/60Hz 1 min.
		触点与线圈间 Between Coil & Contacts: 4,000VAC, 50/60Hz 1 min.
抗振性	Vibration resistance	误动作 Functional: 10~55Hz 双振幅 1.5mm ( DA )
		耐久 Destructive: 10~55Hz 双振幅 1.5mm ( DA )
抗冲击	Shock resistance	误动作 Functional: 10G Min.
		耐久 Destructive: 100G Min.
环境温度	Ambient Temperature	-40°C~+85°C (不冷凝 No condensation)
重量	Unit Weight	约 Approx. 5.5g

**线圈参数 COIL DATA (at 23°C)**

额定电压 Rated voltage (VDC)	额定电流 Rated current ±10%(mA)	线圈电阻 Coil resistance ±10%(Ω)	最大连续外加电压 Max allowable voltage VDC (Max.)	吸合电压 Operate voltage VDC (Max.)	释放电压 Release voltage VDC (Min.)	额定功率 Rated coil power (W)
3	150.0	20	额定电压的 of rated voltage 130 %	额定电压的 of rated voltage 75 %	额定电压的 of rated voltage 5 %	约 approx. 0.45
5	90.0	55				
6	75.0	80				
9	50.0	180				
12	37.5	320				
18	25.0	720				
24	18.8	1,280				
48	9.4	5,120				

## 线圈参数 COIL DATA (at 23°C)

额定电压 Rated voltage (VDC)	额定电流 Rated current ±10%(mA)	线圈电阻 Coil resistance ±10%(Ω)	最大连续外加电压 Max allowable voltage VDC (Max.)	吸合电压 Operate voltage VDC (Max.)	释放电压 Release voltage VDC (Min.)	额定功率 Rated coil power (W)
3	66.7	45	额定电压的 of rated voltage 130 %	额定电压的 of rated voltage 75 %	额定电压的 of rated voltage 5 %	约 approx. 0.2
5	40.0	125				
6	33.4	180				
9	22.3	405				
12	16.7	720				
18	14.8	1,620				
24	8.4	2,880				
48	4.2	11,520				

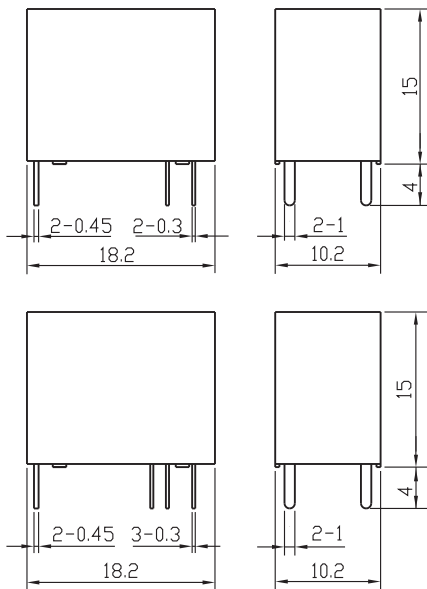
## 订货标记示例 ORDERING INFORMATION

YX201	-S	-1	12	D	M	
触点形式 Contact form :		无-转换, M-常开 Nil-Form C, M-Form A				
线圈功耗 Coil power :		D-0.45 W ( 0.2 W 可选 optional )				
线圈规格 Coil voltage :		03,05,06,09,12,18,24,48 (VDC)				
触点组数 Number of poles :		1-1组 1-1 Group				
封装形式 Protective construction :		S-塑封式 S-Flux proofed				
基本型号 Type designation :		YX201 (5A) / YX201H (10A)				

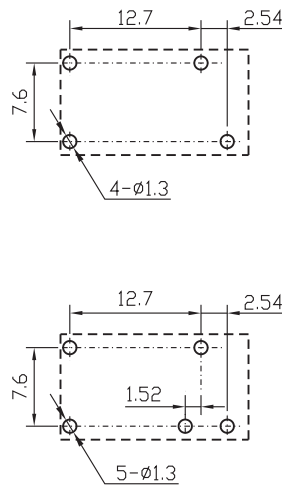
## 外形尺寸、接线图、安装孔位图 (单位 : mm)

## OUTLINE DIMENSIONS, WIRING DIAGRAM AND PCB LAYOUT (Unit: mm)

外形尺寸  
Outline Dimensions



安装孔位图 (底视图)  
PCB Layout ( Bottom View )



接线图 (底视图)  
Wiring Diagram ( Bottom View )



常开型  
1 Form A

转换型  
1 Form C

注 Remark :

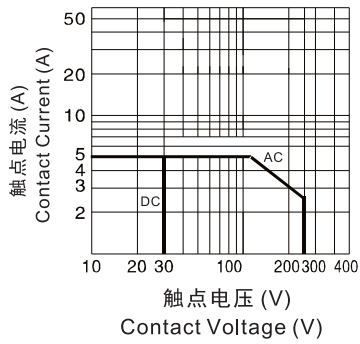
1.未标注尺寸公差 Unmarked dimensional tolerance  
≤1mm: ±0.2mm ; (1~5)mm: ±0.3mm ; ≥5mm: ±0.4mm.

2.安装孔尺寸公差: ±0.1mm.  
The tolerance of PCB layout is always: ±0.1mm.

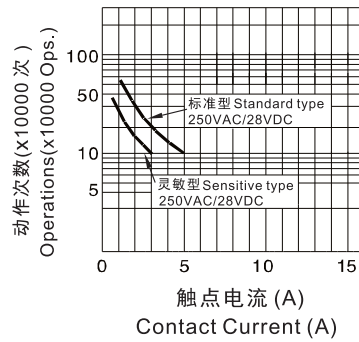
3.引出脚尺寸为预焊前尺寸.  
Extended terminal dimension is dimension before soldering.

## 性能曲线图 CHARACTERISTIC CURVES

最大切换功率  
Max. Switching Power



寿命曲线  
Endurance Curve



线圈温升  
Coil Temperature Rise

